

LILLIAN AUGUST

FOR HICKORY WHITE | OCTOBER 2020 SUPPLEMENT



LW14560 Greco Chest, D5222S Designer Classics Sofa, LXXXE50P Custom Shop Ottoman, LA19320-01 Monti End Table, D5101C Designer Classics Chair

Designer Classics

at Lillian August

Designer Classics Standards:

Loose Pillow Back
Height: 35"
Arm Height: 23"
Overall Depth: 39"

Seat Height: 18"
Seat Depth: 21"
Throw pillows: 20 x 20"

It's easy to order your own custom upholstered pieces. Just follow this illustration and fill in the appropriate box with the chosen letters.

D	5				
series	arm style	back	seat	frame	

1 Select Arm Style

D5



51 = Scroll Arm



52 = Track Arm



53 = Key Arm

2 Select Back

D5



2 = Two Cushions (Standard)



3 = Three Cushions

3 Select Seats

D5



1 = One Cushion



2 = Two Cushions (Standard)



3 = Three Cushions

4 Select Frame

D5



M = 78" Length



S = 88" Length



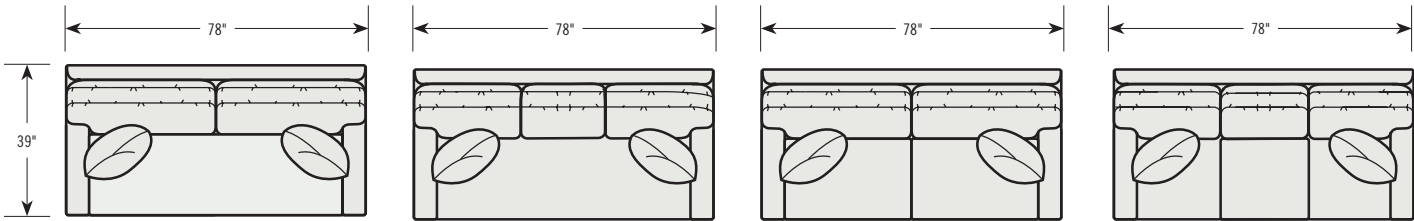
01C = Chair



OT = Ottoman

Available Styles

M = MID SOFA Overall Width = 78" / Inside Width = 68" Dimensions will vary slightly with Arm choice.



D5_21M Sofa

2 Back / 1 Seat
Overall: W78 / Inside: W68

D5_31M Sofa

3 Back / 1 Seat
Overall: W78 / Inside: W68

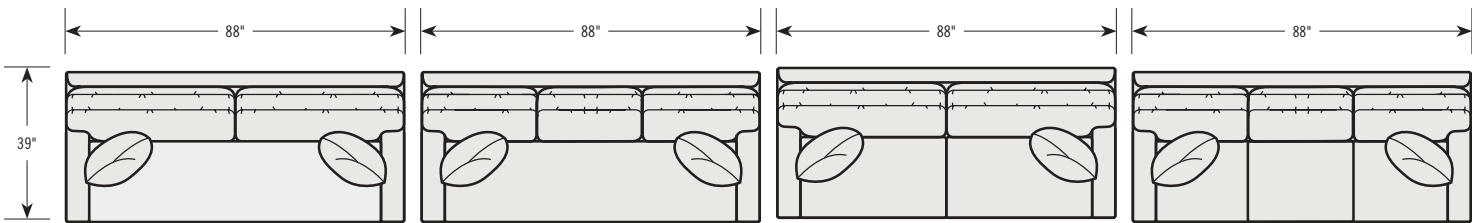
D5_22M Sofa

2 Back / 2 Seat
Overall: W78 / Inside: W68

D5_33M Sofa

3 Back / 3 Seat
Overall: W78 / Inside: W68

S = SOFA Overall Width = 88" / Inside Width = 78" Dimensions will vary slightly with Arm choice.



D5_21S Sofa

2 Back / 1 Seat
Overall: W88 / Inside: W78

D5_31S Sofa

3 Back / 1 Seat
Overall: W88 / Inside: W78

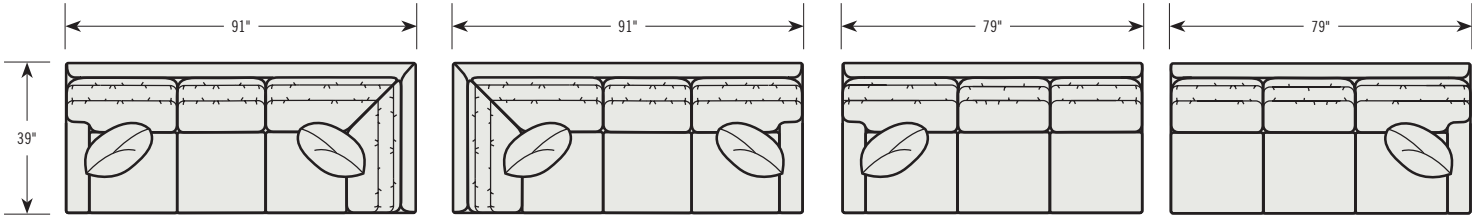
D5_22S Sofa

2 Back / 2 Seat
Overall: W88 / Inside: W78

D5_33S Sofa

3 Back / 3 Seat
Overall: W88 / Inside: W78

SECTIONAL STYLES: Dimensions will vary slightly with Arm choice.



D5_LN Left Arm Corner Sofa

Overall: W91 / Inside: W69

D5_RN Right Arm Corner Sofa

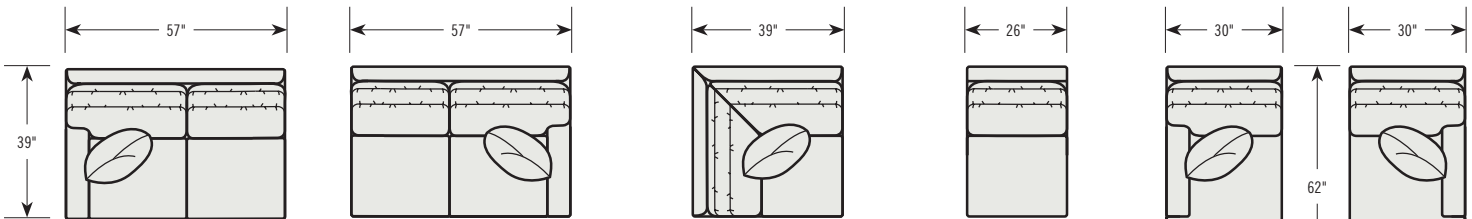
Overall: W91 / Inside: W69

D5_LS Left Arm Sofa

Overall: W 79 / Inside: W73

D5_RS Right Arm Sofa

Overall: W 79 / Inside: W73



D5_LL Left Arm Loveseat

Overall: W57 / Inside: W52

D5_RL Right Arm Loveseat

Overall: W57 / Inside: W52

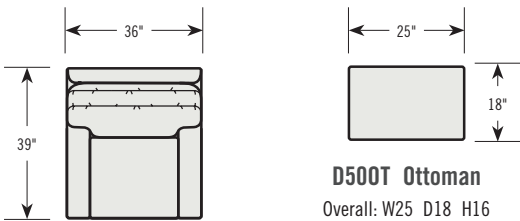
D5_SC Sectional Corner

Overall: W39 / Inside: W21

D5_AC Armless Chair

Overall: W26 / Inside: W26

CHAIR / OTTOMAN: Dimensions will vary slightly with Arm choice.



D5_01C Chair

Overall: W36 / Inside: W24

D500T Ottoman

Overall: W25 D18 H16

NOTE: Dimensions will vary slightly with Arm choice.

Ultra Down is standard cushion for seats and backs.

Sectional Sofas standard with 3 Seat Cushions, Sectional Loveseats standard with 2 Seat Cushions

*1- Piece Bench Seat cushions are available on Sectionals at N/C .

Must be specified on order as "Special 1-Piece Bench Seat Cushion".

Sectional Back Cushions are available only as shown.

Standard Finish: Antique Walnut

Throw Pillows: Standard as shown above on Sofas and Sectional pieces.

Sample Configurations

D5133S Designer Classics Scroll Arm Sofa

D = Designer Classics
51 = Scroll Arm Style
3 = Three Back Cushions
2 = Three Seat Cushions
S = 88" Sofa

Overall: W90* D39 H35 Inside: W78 D21 H18
Arm height: 23 Seat height: 18
Standard pillows: two 20" throw pillows
*Note: Key Arm & Scroll Arm add 2" to overall width



Note: Designer Classic Sectional Sofas are Standard with 3 Seat Cushions.
*The Sectional pieces shown above are shown with special 1-Piece Bench Seat Cushion

D513 Designer Classics Sectional

D51LS Left Arm Sofa

W79 D39 H35 Inside: W73 D21 H18
Standard pillows: two 20" throw pillows

D51RN Right Arm Corner Sofa

W91 D39 H35 Inside: W73 D21 H18
Standard pillows: two 20" throw pillows
Arm height: 23 Seat height: 18
Optional finish shown: Wishbone

D5222S Designer Classics Track Arm Sofa

D = Designer Classics
52 = Track Arm Style
2 = Two Back Cushions
2 = Two Seat Cushions
S = 88" Sofa

Overall: W88 D39 H35 Inside: W77 D21 H18
Arm height: 23 Seat height: 18
Standard pillows: two 20" throw pillows



D5201C Designer Classics Track Arm Chair

D = Designer Classics
52 = Track Arm Style
01C = Chair

Overall: W35 D39 H35 Inside: W23 D21 H18
Arm height: 23 Seat height: 18

D5331M Designer Classics Key Arm Sofa

D = Designer Classics
53 = Key Arm Style
3 = Three Back Cushions
1 = One Seat Cushion
M = 78" Sofa

Overall: W80* D39 H35 Inside: W68 D21 H18
Arm height: 23 Seat height: 18
Standard pillows: two 20" throw pillows
*Note: Key Arm & Scroll Arm add 2" to overall width



D500T Designer Classics Ottoman

D = Designer Classics
50 = No Arm
0T = Ottoman

Overall: W25 D18 H16



LA4136C Chaney Swivel Chair
Loose pillow back
Overall: W33 D38 H36
Inside: W25 D19 H19
Arm height: 25 Seat height: 19
LA CLASSICS UPHOLSTERY



U153-C1 Newman Chair
Tight back
Overall: W34 D34 H41
Inside: W23 D23
Seat height: 16
MODERN LIVING



U155-C3 Turner Swivel Chair
Loose pillow back
Overall: W39 D39 H34
Inside: W29 D22
Arm height: 29 Seat height: 20
MODERN LIVING



U151-C3 Scout Swivel Chair
Tight back
Overall: W31 D34 H30
Inside: W22 D22
Arm height: 23 Seat height: 17
MODERN LIVING



LA17364 Essex Chest-White
W36 D18 H32
Acacia wood with reverse painted white glass
Aged Brass accents
Three drawers

LA CLASSICS



LW15010 Dalton Dining Table
W98 D45 H30
French Oak with metal accents

MODERN LIVING



LA4102C Farrington Chair, LA17364 Essex Chest-White

LILLIAN AUGUST

FINE FURNITURE

for

HICKORY WHITE